



MY VISIT TO EMERALD PARK

SOCIAL STORIES GUIDE

Proudly supported
by JAM Ireland



OVERVIEW

PAGE 3

ARRIVING AT THE PARK

PAGE 4

Park arrival
Admissions
Entering the park
Meet the team

TOILETS

PAGE 9

FOOD, DRINK & SHOPPING

PAGE 11

Eating at Emerald Park
Concessions and Sweet treats
Visiting the Gift Shops

THE ZOO

PAGE 18

Visiting the Petting Farm
The Lemur Woods Experience
The World of Raptors Display

ATTRACTIONS

PAGE 30

Playgrounds & Activities
What to expect with our Rides & Attractions
Junior Zone Rides
All Access Rides
New for 2024 – Tír na nÓg land

SENSORY KEY:



Crowded
locations



Strong
smell area



Bright
lights



Touch



Noisy
area



Seasonal
attraction





OVERVIEW

At Emerald Park we aim to provide every family an enjoyable and memorable visit. We want everyone to experience the wonder that comes from a visit to Emerald Park.

In this social story we have put together a guide with helpful information about what you can expect during your visit. We can't wait to welcome you and your family to the park!

See you soon,
The Emerald Park Team

ARRIVING AT THE PARK

Park arrival – Our Car Park



When I arrive to Emerald Park,
I will see lots of rides and hear people having fun.
I might hear laughing, and some people could be
screaming with joy on the rides in the background.

I might travel by car or take the bus to Emerald Park.

Admissions



This is the admissions building. The admissions building is where I check into Emerald Park and where I get my wristband so I can use the rides.


I will walk up to the entrance of the building, and I may have to wait in line for a few minutes before it is my turn to go inside.

Admissions

Inside admissions, I will hear music playing. There will be Emerald Park team members behind the counters.


Once it is my turn, I can walk up to the counter and say hello. I can ask questions, or I can tell the team what I need help with.

The team member will give me my wristband. It is okay if I don't like wearing a wristband, someone else who is in my group can wear my one for me.



Entering the park

When I leave the admissions building, I might hear noises from people laughing, screaming and having fun in the park. I will also be having fun in Emerald Park very soon.



Remember, the Emerald Park team are always there to help, and it is okay to ask questions. You did a great job visiting the admissions building!



Meet the team

Introducing the Emerald Park team who are here to help me throughout my visit. If I have any questions or need some assistance on the day, I can approach them and say hello.

Here is what the Emerald Park uniform looks like:



TOILETS



When I need to use the bathroom in Emerald Park, I can look at the park map to see where the nearest one is to me. If I am unsure where the bathroom is, I can ask a member of the Emerald Park team where the closest one is.

When I enter the bathroom, I will see many toilet cubicles as well as a sink area.



I might hear the noise from the hand dryers. Sometimes this can be loud from other guests drying their hands.

I may have to wait in line until a bathroom cubicle becomes free. After I have used the bathroom, I will go to the sink area and wash my hands to make sure they are clean. I will hear water running when the tap turns on. If I don't want to use the hand dryer, that is alright. I can use a tissue to dry my hands instead.



Eating at Emerald Park

After I have been exploring and had some fun, I might start to feel hungry. Then it will be time to sit down and take a break.

I may choose to eat at one of the food options in the park. Depending on what is open during my visit, I can choose from The Lodge Restaurant, The Argentinian Grill, Dino Bite, Pizza Place, or The Outback Chicken Shack.



At the venue that I decide to eat at, there will be a menu where I can choose different meals and drinks.

I may have to wait in a queue before I can order my food. When it is my turn to order, I can tell the Emerald Park team member at the counter what I want to eat.


After I order, I will wait for my food to be ready. This might take a few minutes whilst my yummy meal is being prepared.



When the food is ready, I will find a table to sit down at and enjoy my lunch. I will smell lots of different types of tasty food around the restaurants. It may also be noisy when I sit down as other families around, excitedly chat about their day and have their lunch too.

Once I am finished eating, I can clean up. I will throw any rubbish in the bin, put away our trays and clean any spills with a napkin.

Thank you for helping to keep the park nice and tidy!
Let's keep exploring..



Concessions and Sweet Treats

Concession units are also located in the park and they sell lots of sweet treat options. Depending on what is open when I visit, there will be tasty treats that I can choose from such as ice-cream, slushies, donuts and more!



If I am allowed to have a treat, I will decide which place I want to go to. I will look at the menu and choose what I would like to have. Delicious!



Twisted Chip

Twisted Chip is a cool crispy snack to have at Emerald Park. It may be a treat I'd like to get when I visit.

As this is a seasonal unit, it may not always be open during my visit. I can ask a member of staff if it is open.



Buying Treats

To purchase a treat, I will wait in line to order. It is important to stand quietly and wait my turn. I will remember to be polite and patient.



Visiting the Gift Shops

When I visit Emerald Park, I might also visit one of the gift shops. These shops are colourful, exciting places where I can look at toys, games, puzzles, souvenirs, clothes snacks and sweets.

If I am allowed, I might even find something special to take home to remember my visit.




I can look in the gift shops, but I must be very careful and gentle. These shops may be very crowded and busy.

If I am allowed to buy something in the gift shop, I will queue up to pay for my item. I might have to wait in the queue for a few minutes before I get to the till. Once I pay for my item, the Emerald Park team member will give it to me to bring home.

THE ZOO

Emerald Park has lots of things to do and see, and the zoo is wild with wonder and exploration. The zoo has a lot of animals I can see. A tiger, monkeys, meerkats, and leopards are some of the animals I might see. I might also see some of the zookeepers working in an animal house or I can hear a zookeeper talk.



The zookeepers will do these zoo talks at different animal habitats. They will talk about the animals that live there. If I have a question about the animals or the zoo, I can ask the zookeeper. I will check the zoo talk times before I go so I know when and where they are on.

I can look at signs in the zoo that will tell me interesting facts and information about the animals at every enclosure. I can learn where they are from, what they eat, and anything unique about the animal on these signs.






I might hear the animals make noises,
but I won't worry, the animals are
behind glass windows or fences so I
will be safe.



In the zoo, there might also be some
strong smells.

A bird, called a peacock, likes to walk
around the park. Peacocks are colourful
and have long tails. The zookeepers
look after the peacocks. I might spot
a peacock when I walk through the
zoo.




Visiting the Petting Farm

The petting farm is one of the exciting zoo experiences. I will see different farm animals here like goats, alpacas and sheep.

There are friendly farm animals that are used to being around people, so it will be lots of fun to meet them.

There will be an Emerald Park team member at the entrance to the petting farm. I will listen to them and follow their instructions before I go in.

Sometimes, there might be other people visiting the petting farm too. I should take turns and be patient when waiting to meet the animals.





I can talk to the animals and say hello. They may make funny sounds or come closer to me.

When it's time to leave the farm, I can say goodbye and thank the team member. After I leave, I will wash my hands outside the petting farm.

Well done for visiting the petting farm! Remember to be gentle and kind, and you'll have a wonderful time!



The Lemur Woods Experience



Lemurs are small animals with long black and white tails from Madagascar. At Emerald Park, I might go to Lemur Woods to see the lemurs in their home. I can learn about lemurs and watch them here.

If I visit Lemur Woods, I will be gentle, follow the rules and be quiet so I do not frighten the lemurs. It's going to be another incredible zoo experience during my visit.



Safety Rules

When I get to the Lemur Woods a member of the Emerald Park team will greet me and tell me some rules that I will follow. I need to follow safety rules to keep everyone, including the lemurs, safe. I will listen to the team member and follow their instructions. We will enter two doors to get inside Lemur Woods.



I will see the lemurs in their habitat and there will be a pathway that I will follow. I will be able to watch the lemurs climb and jump in trees. They might come near me however, I must remember not to touch them and give them plenty of space.

Lemurs don't like loud noises, so I will not shout or make loud sounds.

After my visit, I will say goodbye to the lemurs and thank the team member for showing me these amazing animals.
When I leave, I will wash my hands.



The World of Raptors Display

The World of Raptors is a fantastic flying bird experience in the park. At the display, I will get to learn about different birds and see them fly in an arena. If I am interested in seeing the display, I will check times during my visit.

The arena



I will hear music playing and if it is busy, I may have to wait in line outside. I will meet a zookeeper at the door of the arena, and they will ask to see my wristband. When I walk in, another team member will tell me where to sit down.

A zookeeper will stand and talk at the front and tell everyone about the display. The zookeeper will tell me that I must stay sitting down and keep my hands on my lap. If I want to leave during the display, I will tell an adult.

I will see a lot of birds flying in the air and the zookeeper will be talking and telling the arena interesting facts about the birds.

Some birds might fly very close to me, and some birds will walk on the ground. They will not touch me. I will stay sitting down for the show, so I don't frighten the birds.

Sometimes, at the end of the display, the crowd will clap their hands. If I have any questions about the birds, I can ask a zookeeper before I leave the arena. Other people will be standing up and leaving at the same time.




Playgrounds & Activities



Pow Wow / Spudhara Playgrounds

Going to the playgrounds in Emerald Park is a lot of fun! There are two different playgrounds that I can enjoy when I visit. They are called Pow Wow Playground and Spudhara.

The playground is a special place with swings, slides, and lots of things to play on and enjoy.





When I arrive at the playground, I will see other kids playing. I can join them or play on my own. It may be noisy, and I may hear other kids laughing when they play. I always wait my turn, share and play fair in the playgrounds.



I can go down big and small slides. I must sit down and slide feet first. Some slides are covered and will be dark for a few seconds.

I can climb on the climbing structures. I should use my hands and feet to climb safely.



Spiral Mound

The Spiral Mound is a fun activity to do in the Park. There will be other kids and adults also playing here and it might be noisy with the sounds of people having fun.

I can walk up to the top of the Spiral Mound with my companion, or I can walk up alone if I feel like it. If I don't like it, I can just come back down.



Fairy Forest

The Fairy Forest is a magical place near our lake. Along this the pathway lives lots of small colourful fairy houses in an enchanting fairy village.

If I like I can make a wish in these fairy gardens!




RIDES & ATTRACTIONS

What to expect?

There are so many exciting attractions to choose from at the park. I can see which attractions are best suited for me by using the park map and by exploring the Emerald Park website before my visit.



Emerald Park is split into two different zones: Junior and All Access. There are fast rides and slow rides, depending on my own adventure, I can pick what attractions I would like to do. It's going to be great fun, I will laugh, scream with joy, and have so much fun exploring the attractions.



On the next few pages, I will learn about the different rules and safety guidelines. Let's find out what to expect and get ready to have lots of fun!

Safety First

Safety in the park is very important. I will always listen to the Emerald Park team members and follow the rules.

If I am not sure about something or have a question, I can ask for help and speak to the team.





Height Measurements

At each attraction I may need my height measured to see if I am tall enough to go on the ride. I can check ride heights on the website before my visit too.

My height will be checked by a team member using either a height chart sign or a height stick as shown in this image.

I will stand tall and straight, with my head facing forward while the team member measures my height. If my height is checked with the yellow measuring stick it might touch my head.





Waiting in queues for rides

When I choose what ride I want to go on, sometimes there might be a queue with other guests who want to enjoy the ride too. This is normal and will happen throughout the day. I will remember to be patient and it will be worth the wait.

Once I have chosen which ride I would like to go on, I will stand in the line. It's important not to push or run.

Waiting in line gives me time to prepare before going on the ride and builds up excitement. My turn is coming very soon!



Queue times screens

Types of restraints

There are different restraints on each ride. The restraints ensure I am safely secure in my seat.


These are the types of lap bars, restraints and seat belts on the rides:



Waist Lap Bar



Over Shoulder
Restraint



Seat Belts



Entering the ride

I will wait in the queue for my go on the ride.

When it is my turn to go, I will show my wristband to the team member on the ride.

The team member will check my height to ensure I am tall enough to go on the ride.

I will walk to my seat and sit down.



On the ride



I will listen to the ride rules and wait for the team member to close my restraint. The team member will check my restraint to make sure I am safe on the ride.

There will be an alarm that will go off on the ride. This is to let me know the ride is about to start.

The ride will begin to move in different directions. These directions can go from side to side, up and down, forward and backward and around in a circle movement.

Sometimes when people are happy on the ride they might scream or laugh.





Leaving the ride

The ride will come to a stop. I will wait for the team member to open my restraint. Then I will leave the ride through the exit gate.

If I have any questions about the ride, I can ask the team at the end of the ride.



Open and Closed Attractions



There are so many fun rides and attractions to enjoy but sometimes, I might find that a ride is not open.

Some reasons why a ride might be closed, may be:


- **Bad weather** - such as heavy rain, storms, thunder
- **Maintenance** - if there is something that our team needs to fix on the ride
- **Seasonal times of the year** - some rides might only open during the summer

months, I will check the Emerald Park map for more details



If I want to learn why a ride is closed, I can ask a team member for more information. I might feel a little disappointed when a ride is closed. I will remember it is for the safety of all guests including myself, but there will be lots of other amazing things to do during my visit.

JUNIOR ZONE RIDES




One area of Emerald Park is called the Junior Zone. Here I will see rides like Leap Frogs, Honey Pot Bears, Rockin' Tug, Shot Tower, Ladybird Loop, Sheriff's Shuffle, Steam Train Express, Crazy Bus, Pony Rail, Balloon Chase, The Grand Carousel and Nissan Driving School.



Now, let's take a look at some of the Junior Zone rides in more detail..



Ladybird Loop



The Ladybird Loop is a kids mini rollercoaster with mushroom and ladybird theming. It has spinning red ladybird seats and goes fast around the track. It will go around the track three times and may go backwards at times.



Leap Frogs



The Leap Frogs spin around, bounce up and down in the air and make “ribbit” frog noises. The seats are shaped like green frogs.



Nissan Driving School

In the Driving School I will be able to learn the rules of the road and drive a car on the track.



Before getting into my car, I will take my seat in a cinema area. Here I will watch a short video about the rules in the Driving School. When the video is over the team member will bring us out to the mini road.



If I have any questions, I can ask the team before getting into my car or I can put my hand up at any time for help.



Crazy Bus 🍷👂

Crazy Bus is a yellow school bus that goes up in the air. It goes up high and moves around and down a few times.



Balloon Chase 🍷👂📢👐

Balloon Chase is a colourful ride with seats that look like hot air balloons. They go up in the air and spin around. There are lots of lights that might be bright.

I can spin my seat as fast as I want to using the wheel in the middle. If I don't want to spin I don't have to.



Honey Pot Bears



Honey Pot Bears have circular seats that look like big bears holding a honey pot.

The pots move around in a circle. I can spin my seat faster with the wheel in the middle of the pot.




Rockin' Tug



Rockin' Tug is a ride that looks like a big boat. It spins around on a short track and rocks side to side.

5D Cinema



The 5D cinema will show a short film with seat movement and special effects like water and air sprays. The seat will move from side to side, forward and backwards. There will also be flashing lights.

I will get my 3D glasses and take my seat and the movie will begin shortly after. I may get wet from the sprays of water.

Once the movie is over, I will hand my glasses back to the team member.

The Grand Carousel

The Grand Carousel is a round ride that spins around slowly. It has two seats I can choose from, a horse or a carriage. The horse goes up and down, and a carriage moves forwards and backwards.

The Grand Carousel has lots of lights that might be bright. Music will play when it goes around.



Shot Tower

The Shot Tower is a tall structure that goes up and down on a tower quickly. There are great views of the park at the top of the tower.

An alarm will sound to let me know the ride is about to start.



Sheriff's Shuffle

Sheriff's Shuffle has different buildings that look like the Wild Wild West. It has seats that spin fast on a rotating platform.



Pony Rail

Pony Rail is a ride with lots of horses that move slowly around a track.

The team will make sure I am sitting down and safe, before my pony starts to move on the track. I will stay sitting down on the pony until I get to the end of the ride.

Once the team tells me I can get off the pony, I will then carefully get off and walk down the steps to leave the ride.



Flight School

Flight School is a small rollercoaster inspired by the airport that does two loops of the track. The carriage looks like an airplane. This rollercoaster moves quite fast.



Steam Train Express

The Steam Train Express goes slowly around a train track. There are different places in the park to see along the journey. The train will make a choo-choo noise as I go around.



ALL ACCESS RIDES

Now that I have explored the Junior Zone, I might check out the bigger and faster, thrill rides in the All Access zone. Here I will see rides like Dino Dash, Power Surge, Endeavour, Viking Voyage, Air Race, Cú Chulainn and The Rotator.

Dino Dash



Dino Dash is a small rollercoaster with dinosaur theming. It does two loops of the track and has yellow jeep carriages. Some parts of it might go fast and water will spray on this ride. There are dinosaur figures in this ride and a big explorer's truck also sits at the start of the coaster.



Power Surge

The Power Surge is a rotating and twisting ride with mixtures of fast and slow movements. It will go upside down and spin around.



Endeavour

The Endeavour is a very fast spinning red, blue and white wheel. It spins upside down and on its side. Music in this area may be loud and there will be noises of other guests having fun.

Cú Chulainn Coaster



This is one of the largest rollercoasters in the park with twists, turns, ups and downs. It is the big wooden coaster that you may see from the car park. It has red carriages and the famous Cú Chulainn character on the front.



There will be noises from my carriage moving along the track as I go around on the rollercoaster. This is okay, this is just the noise the rollercoaster makes when it moves.



The legendary Cú Chulainn Coaster is an epic experience!



Air Race



The Air Race is an amazing aerial adventure. The seats are shaped like small airplanes and spin around very fast and go upside down. I will race through the skies in this thrilling spinning ride.



The Rotator



The Rotator is a skyline spin like no other. I will enjoy scenic views of the park as The Rotator spins left and right, and goes higher with each twist and turn.



Viking Voyage



Viking Voyage is a water ride inspired by a Viking Village in ancient Ireland. With seats shaped like a Viking boat, it will float along the water, twist, turn and splash down a large hill. It will also go down a hill backwards once.

I will get wet and water may enter the boat on this ride. Water may splash on my face and arms but I am safe on the ride.

Sky Walk

Sky Walk is an outdoor obstacle structure in the park. I will reach new heights and I can choose to climb three different levels.

The Sky is the limit on Sky Walk, as I will pick the level best suitable for myself and take on the climbing obstacles.

If I decide to take on the Sky Walk, I will be fitted with a harness before heading onto the structure.




NEW LAND 2024

Tír na nÓg

Tír na nÓg is a new area in the park where I can explore attractions, gift shops and get something to eat at one of the food outlets.

Here, there are two rollercoasters, a red one called Na Fianna Force and a blue rollercoaster named The Quest. There is a third attraction called The Celtic Dreamer that look like a large set of spinning swings.

In the land there will be loud music playing and lots of guests enjoying themselves.




Na Fianna Force



Na Fianna Force is the large red rollercoaster in Tír na nÓg. It is a high speed attraction that goes upside down three times. My legs will dangle as the track is above my head. The restraint will go over my head and be secured at the waist.

There will also be a preshow area before getting on the ride with low lighting, music and a short movie telling the story of the Na Fianna warriors. If I am feeling brave I can enjoy the largest rollercoaster in the park.



The Quest



The Quest is the blue rollercoaster track with Celtic shield on the front. This rollercoaster goes forward and backwards and enters a tower before rolling back into the castle station.



Celtic Dreamer



Celtic Dreamer is a large spinning swing with lots of seats. I can sit in a single or double chair on this attraction. I will see the story of The Children of Lír illustrated on the theming of this ride.



Home time



At the end of the day when it is home time, I will leave the park through the kiosk exit gates or via our gift shop. The exit may be noisy and crowded.

We hope you will have an amazing day, filled with fun, adventure and wonder. The team at Emerald Park can't wait for you to visit!

